
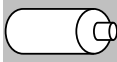







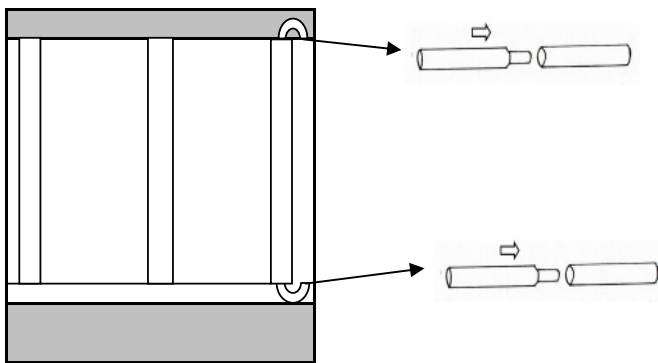
Montageanleitung

89

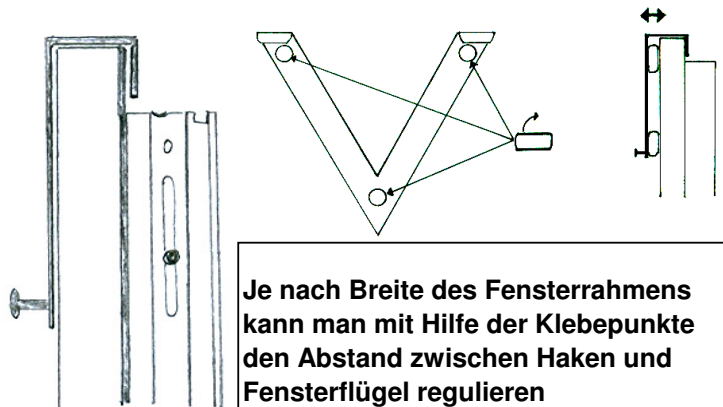


	45 cm	60 cm	80cm	100 cm	120 cm
	4 x 20	4 x 20	6 x 20	8 x 20	10 x 20
	0	2 x 18	2 x 18	2 x 18	2 x 18
	2 x 3	0	0	0	0
	1	1	1	1	1
	2	2	2	3	3

1.



2.



Je nach Breite des Fensterrahmens kann man mit Hilfe der Klebepunkte den Abstand zwischen Haken und Fensterflügel regulieren

3.

